

## **Presentation for *Adventures at Walnut Grove*: A Lesson about Teasing for grades K-2<sup>nd</sup>**

I will read *Adventures at Walnut Grove* to your students. I have puppets of all the characters that I bring with me. I keep them in a bag until I am done reading the story. Then I ask for volunteers to see what's in the bag; the volunteers help discuss the questions in the back of the book. We will discuss teasing, treating others as you would like to be treated, diversity, trying your best, and how the more you practice the better you get. We will also discuss what they should do if they are being teased, or see someone being teased.

I will also tell your students what inspired me to write *Adventures at Walnut Grove: A Lesson about Teasing*. The presentation will take approximately 25 minutes, depending on questions. Then we will do the two crafts that I have suggested. Please have all the supplies ready. The total time of the presentation with crafts will be approximately 45-60 minutes (depending on class size). Five or six classes maximum at a time are best for each presentation. We need enough room for everyone to do the crafts. I can do a maximum of four presentations in a day.

## Two Preschool - Second Grade Craft Ideas

Here are two craft ideas to complete after reading and discussing *Adventures at Walnut Grove: A Lesson about Teasing*.

The first craft is a headband. Your students will color the worksheet that I have provided that reads "We Don't Tease". Then they will cut it out, and an adult can staple it to their headband.

Supplies needed:

- Copies of the "We Don't Tease" worksheet
- Strips of construction paper for headbands (**please have the bands made and sized for each child before the presentation**)
- Crayons
- Scissors
- Staplers

Then we will make stick puppets. I have coloring pages of all the characters. Your students may pick which two characters they like best, color it, and cut it out. Then they can glue their characters back to back to a jumbo craft stick.

Supplies needed:

- Copies of the character coloring pages that I provided. Two of the same characters are on one page to save paper. Please cut them down the middle. Students will pick two **different** characters for their puppets.
- Jumbo craft sticks
- Glue sticks
- Scissors
- Crayons



## **Presentation for *Adventures at Walnut Grove*: A Lesson about Teasing for grades 3rd-5th**

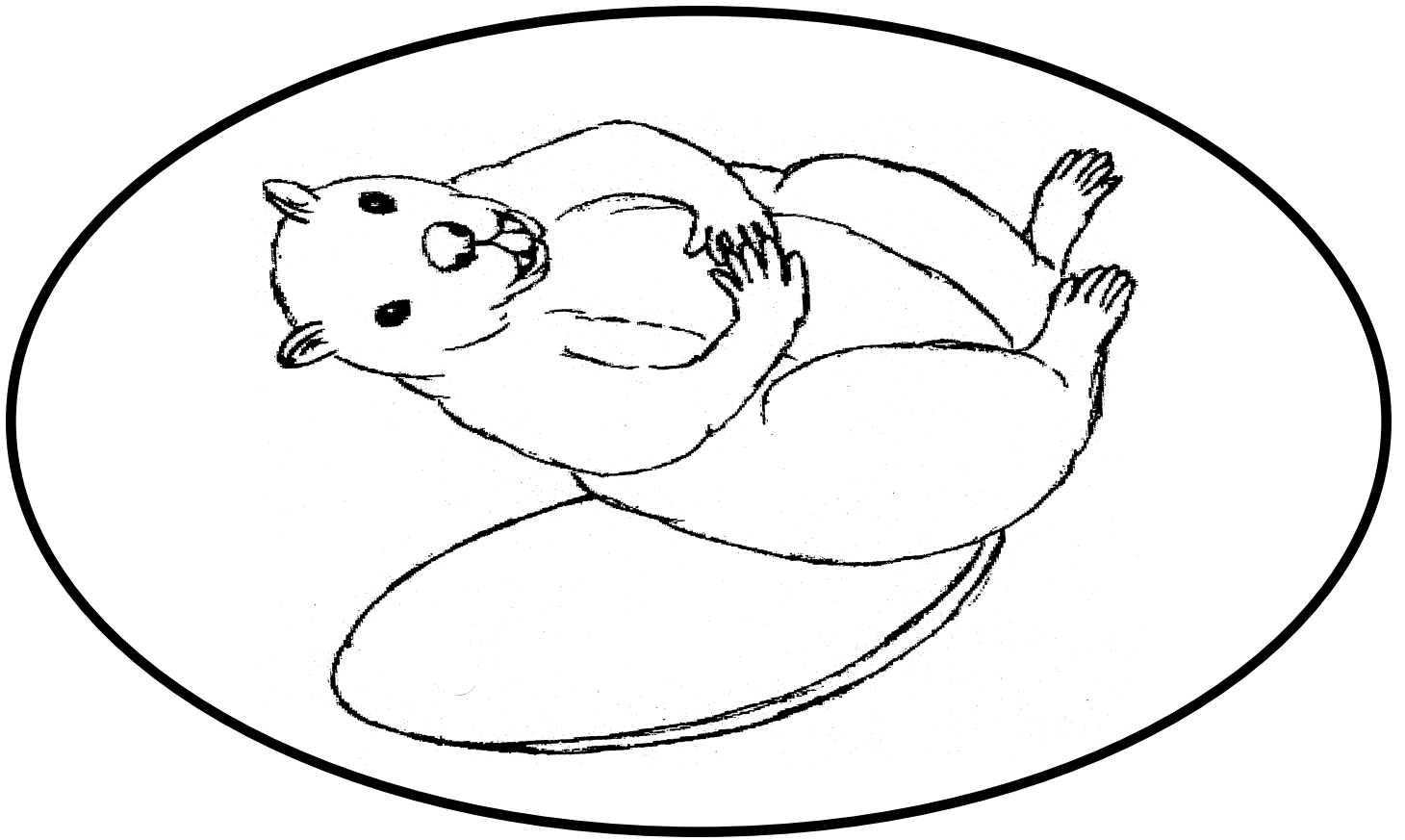
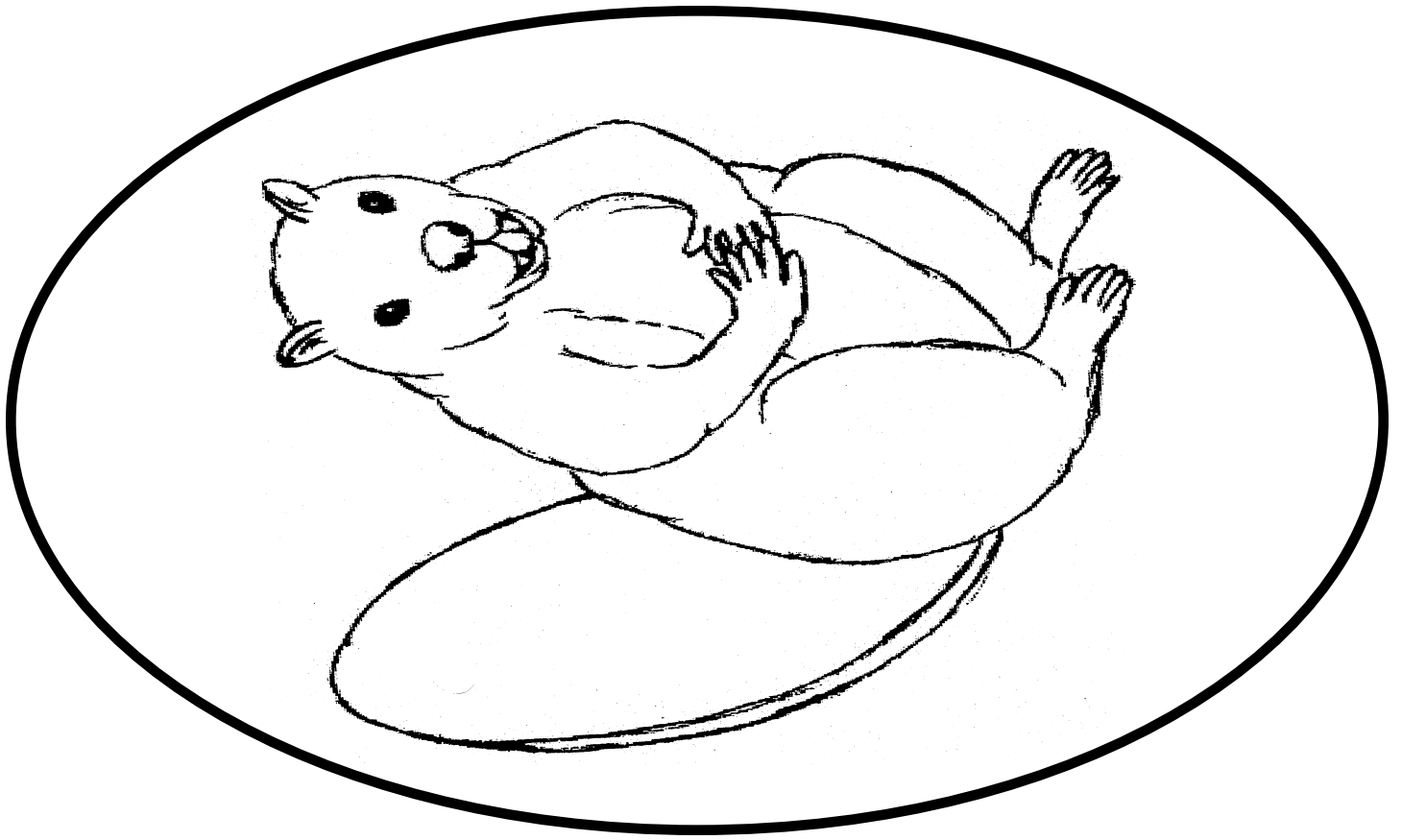
I will read *Adventures at Walnut Grove*, discuss the questions in the back of the book, and then discuss the following:



1. What inspired me to write a children's book
2. Why I chose to write about teasing
  - a. stories about myself when I was their age
3. The process of publishing a book
  - a. What an editor does and how the process works
  - b. How important illustrations are
  - c. Why I chose the cover and the story behind it
  - d. The process of laying the book out
  - e. How long it took me to write the book, and the obstacle I had to overcome (myself). I will also discuss how you can do anything, or be anything that you really want to be if you believe that you can do it.
4. How important it is to keep reading and writing



I will bring original artwork for your students to view. I will also bring a rough draft of the book, so that they can see the changes that took place. If time permits, I will tell them about my new book titled *I DOUBLE Dare You!* This story is about taking responsibility for your own actions and not following your friends.

This presentation will take approximately 45 minutes.











[www.lehmanpublishing.com](http://www.lehmanpublishing.com)